

Colour and Make

Preparation:




- Background sheet – with three panels: beach, city and country.
- People sheet – with three people.

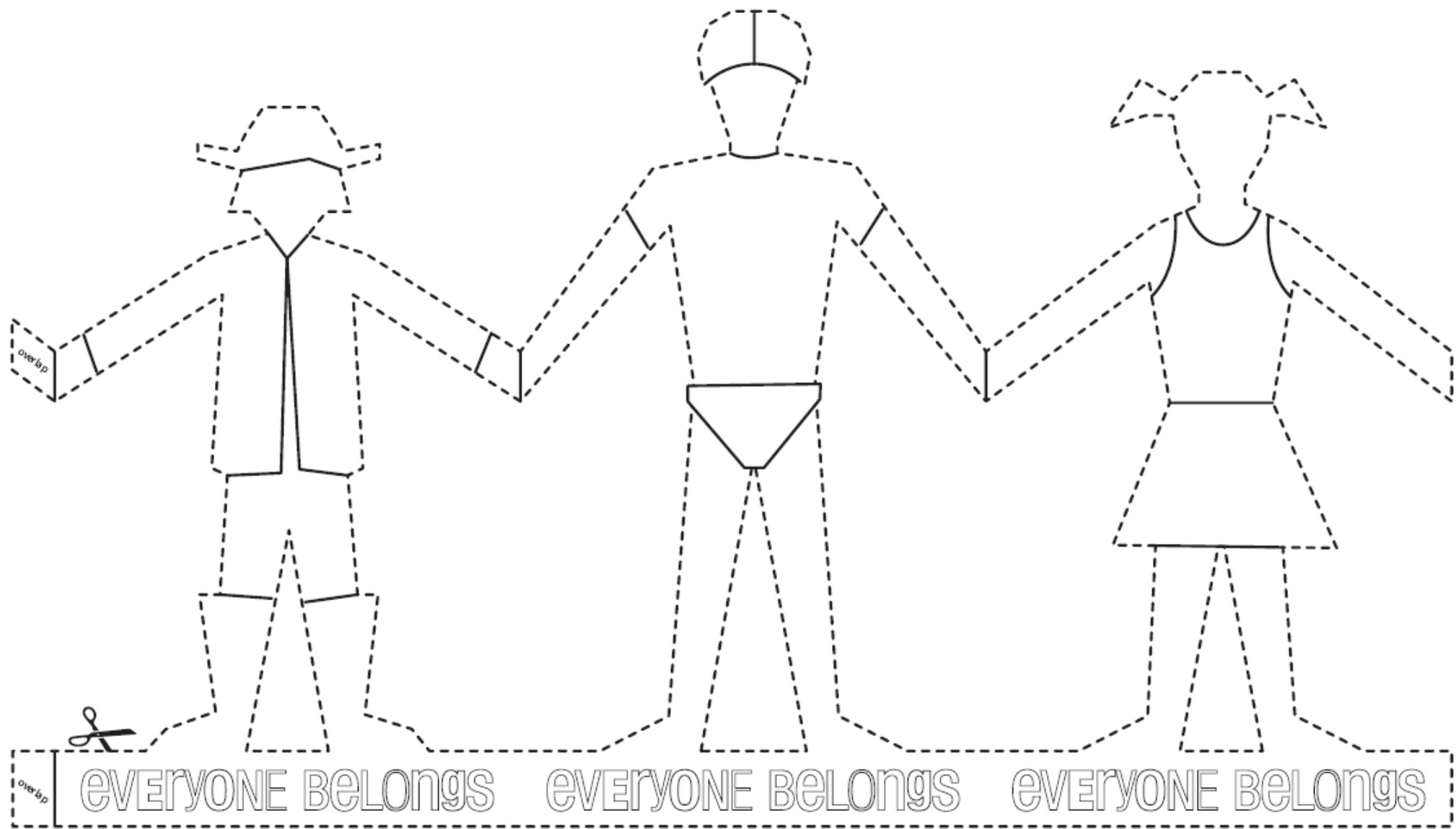
Instructions:

1. Colour in both sheets.
2. Cut along the dotted lines of both sheets.
3. Background sheet: Glue along the strip marked 'overlap'.
4. Make the background sheet into a cylinder by placing the right hand side over the glued overlap area and glue the edges together.
5. People sheet: Glue the tabs marked 'overlap'.
6. Glue the ends of the base and the hands of the end people together so they are standing in a circle, facing outwards.
7. Once dry, place the circle of people over the background cylinder.
8. You can move the people around to be in the beach, city or country.
9. Remember that it is important to make everyone feel that they belong no matter where they live!



overlap





EVERYONE BELONGS

EVERYONE BELONGS

EVERYONE BELONGS